













**STATION SERVICES PLUS ALTERNATIVE AND CONNECTING TRANSIT SERVICES**

- Ⓟ Ⓜ  ● **FOX CHASE 215-722-3681**  
Rhawn & Jeanes Sts  
Rt 18 or 28 then BSL, 24 then MFL
- Ⓟ ● **RYERS**  
Cottman & Rockwell Aves  
Rts 70 then BSL, 24 then MFL, 77
- Ⓟ Ⓜ  ● **CHELTENHAM 215-745-1974**  
Old Soldiers Rd & Hasbrook Av  
Rt 18 then BSL or 24 then MFL
- Ⓜ ● **LAWNDALE**  
Robbins & Newtown Aves  
Rt 18 then BSL or 24 then MFL
- Ⓟ ● **OLNEY**  
Tabor Rd & Mascher St  
Rt 9 then BSL or MFL
- Ⓜ ● **WAYNE JUNCTION 215-580-6892**  
Wayne & Windrim Aves  
R1, R2, R3, R5, R7, R1s 23, 53, or 75 then BSL
- Ⓜ  ● **TEMPLE UNIVERSITY 215-580-5440**  
Berks St between 9th & 10th Sts  
Rt 3 then BSL, Rt 23, 47
- Ⓜ  ● **MARKET EAST**  
Market St between 10th & 12th Sts  
Rts MFL, BRS, 17, 23, 33, 38, 44, 47, 47m, 48, 61, 62
- Ⓜ  ● **SUBURBAN STATION**  
16th St & JFK Blvd  
Rts MFL, BSL, 2, 10, 11, 13, 17, 27, 31, 32, 33, 34, 36, 38, 44, 48, 62, 124, 125, C
- Ⓜ  ● **30th STREET STATION**  
30th & Market Sts  
Rts MFL, 9, 10, 11, 13, 30, 31, 34, 36, 62, 124, 125, LUCY, Amtrak, NJT Atlantic City Rail Line
- **NORTH PHILADELPHIA**  
Broad St & Glenwood Av  
R5, R6 (North Broad), R7, BSL or C to Center City Philadelphia
- Ⓟ Ⓜ  ● **QUEEN LANE 215-844-3174**  
Queen Lane & Wissahickon Av  
Rt H or XH then BSL, K then R6 at East Falls Station
- Ⓟ  ● **CHELTEN AVENUE 215-843-5614**  
Chelten Av & Pulaski St  
Rts J, 26 or 53 then BSL, J, K or 26 then R7 at Germantown Station
- Ⓟ ● **TULPEHOCKEN**  
Between Walnut Lane & Tulpehocken St  
Rt 53 then BSL, 65 then R6 at Wissahickon Station
- Ⓟ ● **UPSAL**  
Upsal & Greene Sts  
Rt H then BSL
- Ⓟ  ● **CARPENTER 215-849-7474**  
Carpenter Lane & Emlen St  
Rt H then BSL
- Ⓟ ● **ALLEN LANE**  
Allen Lane & Cresheim St  
Rt H then BSL
- Ⓟ  ● **ST. MARTINS 215-247-1999**  
St. Martins Lane & Springfield Av  
Rt 23 then BSL
- Ⓟ ● **HIGHLAND**  
Seminole & Highland Aves  
Rt 23 then BSL
- Ⓟ Ⓜ  ● **CHESTNUT HILL WEST 215-247-3834**  
Germantown & Evergreen Aves  
R7 (Chestnut Hill East) 23 or L then BSL, 77, 94, 134

**LEGEND**


- Ⓟ Off-Street Parking available
- Ⓜ Accessible station
-  Ticket Office open weekdays. Ticket offices at 30th Street, Suburban and Market East Stations are open 7 days a week.

Center City Connections via Market-Frankford (MFL), Broad Street (BSL) or Broad-Ridge Spur (BRS) Lines are shown next to the appropriate route.

**EFFECTIVE JUNE 21, 2009**

# Fox Chase and Chestnut Hill West **R8** to/from Center City Philadelphia

**SEPTA REGIONAL RAIL**



 **SEPTA**  
www.septa.org



**Drexel Online.**  
A Better U.<sup>™</sup>  
www.DrexelOnline.com

**MONDAYS through FRIDAYS (See HOLIDAYS note)**

Fare Zone	Stations	Train Number										
		812 AM	814 AM	816 AM	818 AM	9820 AM	822 AM	9824 AM	826 AM	828 AM	830 AM	
2	☺ Chestnut Hill West	6.10	6.42	7.07	7.38	8.11	8.36	9.07	9.55	10.55	11.55	
	2	Highland	6.11	6.43	7.08	7.39	8.12	8.37	F9.08	F9.56	F10.56	F11.56
	2	St. Martins	6.13	6.45	7.10	7.41	8.14	8.39	9.10	9.57	10.57	11.57
	2	Allen Lane	6.15	6.47	7.12	7.43	8.16	8.41	9.12	9.59	10.59	11.59
	2	Carpenter	6.17	6.49	7.14	7.45	8.18	8.43	9.14	10.00	11.00	12.00
	2	Upsal	6.19	6.51	7.16	7.47	8.20	8.45	9.16	10.01	11.01	12.01
	2	Tulpehocken	6.21	6.53	7.18	7.49	8.22	8.47	9.18	10.03	11.03	12.03
	1	Chelten Avenue	6.23	6.55	7.20	7.51	8.24	8.49	9.20	10.05	11.05	12.05
	1	☺ Queen Lane	6.25	6.57	7.22	7.53	8.26	8.51	9.22	10.07	11.07	12.07
	C	North Philadelphia	6.28	7.00	7.25	7.56	8.29	—	—	F10.10	F11.10	F12.10
	C	☺ 30th Street Station	6.42	7.11	7.36	8.08	D8.41	9.06	D9.35	10.22	11.22	12.22
	C	☺ Suburban Station	6.47	7.16	7.41	8.13	D8.46	9.11	D9.40	10.27	11.27	12.27
	C	☺ Market East Station	6.52	7.21	7.46	8.18	D8.51	9.16	D9.45	10.32	11.32	12.32
	C	☺ Temple University	6.56	7.25	7.50	8.22	8.55	9.20	9.49	10.36	11.36	12.36
1	Wayne Junction	7.02	7.31	7.56	8.28	—	9.26	—	10.42	11.42	12.42	
1	Olney	7.07	7.36	8.01	8.34	—	9.30	—	10.46	11.46	12.46	
2	☺ Lawndale	7.11	7.40	8.05	8.37	—	9.33	—	10.50	11.50	12.50	
2	☺ Cheltenham	7.25	7.52	8.22	8.40	—	9.36	—	10.52	11.52	12.52	
2	Ryers	D7.27	D7.54	D8.24	D8.42	—	D9.38	—	D10.54	D11.54	D12.54	
2	☺ Fox Chase	7.30	7.57	8.27	8.45	—	9.41	—	10.57	11.57	12.57	
		AM	AM	AM	AM	AM	AM	AM	AM	AM	PM	

= Shaded portion of timetables peak fares apply. Family fares are not accepted.

Fare Zone	Stations	Train Number										
		7803 AM	805 AM	807 AM	809 AM	811 AM	813 AM	4721 AM	4815 AM	6817 AM	819 AM	
2	☺ Fox Chase	—	5.49	6.17	6.47	7.15	7.43	8.13	—	8.46	9.12	
2	Ryers	—	5.51	6.19	6.49	7.17	7.46	8.15	—	8.48	9.14	
2	☺ Cheltenham	—	5.53	6.21	6.51	7.19	7.48	8.18	—	8.50	9.16	
2	☺ Lawndale	—	5.56	6.24	6.54	7.22	7.51	8.21	—	8.53	9.18	
1	Olney	—	5.59	6.27	6.57	7.25	7.55	8.25	—	8.57	9.22	
1	Wayne Junction	—	6.04	—	7.02	—	—	8.32	8.34	9.02	9.27	
C	☺ Temple University	—	6.09	6.37	7.07	7.35	8.07	8.37	8.40	D9.07	9.32	
C	☺ Market East Station	—	6.15	6.43	7.13	7.41	8.13	8.43	8.47	D9.13	9.39	
C	☺ Suburban Station	5.55	6.20	6.48	7.18	7.46	8.18	8.48	8.52	D9.18	9.44	
C	☺ 30th Street Station	5.59	6.24	6.52	7.22	7.50	8.22	8.52	8.56	9.22	9.48	
C	North Philadelphia	F6.10	—	F7.08	—	F8.05	—	—	F9.07	—	F10.00	
1	☺ Queen Lane	6.13	6.38	7.11	7.37	8.08	8.37	—	9.10	—	10.03	
1	Chelten Avenue	6.15	6.40	7.13	7.39	8.11	8.39	—	9.12	—	10.05	
2	Tulpehocken	6.16	6.41	7.14	7.40	8.12	8.40	—	9.13	—	10.06	
2	Upsal	6.17	6.42	7.15	7.41	8.13	8.41	—	9.14	—	10.07	
2	Carpenter	6.19	6.44	7.17	7.43	8.15	8.43	—	9.16	—	10.09	
2	Allen Lane	6.20	6.45	7.18	7.45	8.17	8.45	—	9.18	—	10.11	
2	St. Martins	6.22	6.47	7.20	7.47	8.19	8.47	—	9.20	—	10.13	
2	Highland	F6.23	F6.49	F7.21	F7.49	F8.21	F8.49	—	F9.21	—	F10.14	
2	☺ Chestnut Hill West	6.25	6.51	7.24	7.52	8.24	8.52	—	9.24	—	10.17	
		AM	AM	AM	AM	AM	AM	AM	AM	AM	AM	

= Peak trains enclosed in bold borders. Disabled persons discount fares do not apply.

D - Stops to discharge or to pick up passengers, but may depart ahead of schedule.

F - Stops to discharge passengers on notice to conductor and picks up passengers standing on platform in position visible to engineer.

## MONDAYS through FRIDAYS (See HOLIDAYS note)

Fare Zone	Train Number	Train Number																		
		832	834	838	842	4844	846	6848	850	852	4764	6856	9858	860	4670	864	866	868		
	Stations	PM	PM	PM	PM	PM	PM	PM	PM	PM	PM	PM	PM	PM	PM	PM	PM	PM		
Chestnut Hill West to FOX CHASE	2	⊕	Chestnut Hill West	12.51	1.51	2.51	3.34	—	4.33	—	5.22	5.53	6.17	—	7.05	7.50	8.10	8.52	9.55	10.50
	2		Highland	F12.52	F1.52	F2.52	F3.35	—	F4.34	—	F5.23	F5.54	F6.19	—	F7.06	F7.51	F8.11	F8.53	9.56	10.51
	2		St. Martins	12.53	1.53	2.53	3.36	—	4.35	—	5.24	5.55	6.20	—	7.07	7.52	8.12	8.54	9.57	10.52
	2		Allen Lane	12.55	1.55	2.55	3.38	—	4.37	—	5.26	5.57	6.22	—	7.09	7.55	8.14	8.56	9.59	10.54
	2		Carpenter	12.56	1.56	2.56	3.39	—	4.38	—	5.27	5.58	6.23	—	7.10	7.56	8.15	8.57	10.00	10.55
	2		Upsal	12.57	1.57	2.57	3.40	—	4.39	—	5.28	5.59	6.24	—	7.11	7.57	8.16	8.58	10.01	10.56
	2		Tulpehocken	12.59	1.59	2.59	3.42	—	4.41	—	5.30	6.01	6.26	—	7.13	7.58	8.18	9.00	10.03	10.58
	1		Cheltenham	1.01	2.01	3.01	3.44	—	4.43	—	5.32	6.03	6.28	—	7.15	8.00	8.20	9.02	10.05	11.00
	1	⊕	Queen Lane	1.03	2.03	3.03	3.46	—	4.45	—	5.34	6.05	6.30	—	7.17	8.02	8.22	9.04	10.07	11.02
	C		North Philadelphia	F1.06	F2.06	F3.06	F3.49	—	F4.48	—	F5.37	F6.08	—	—	—	—	—	9.07	—	11.04
	C	⊕	30th Street Station	1.18	2.18	3.18	4.03	4.33	5.03	5.25	5.51	6.20	6.43	7.18	D7.31	8.19	8.36	9.19	10.20	11.15
	C	⊕	Suburban Station	1.23	2.23	3.23	4.08	4.38	5.08	5.30	5.56	6.25	6.48	7.23	D7.36	8.24	8.41	9.24	10.25	11.20
	C	⊕	Market East Station	1.28	2.28	3.28	4.13	4.43	5.13	5.35	6.01	6.30	6.53	7.28	D7.41	8.29	8.46	9.29	10.30	11.25
	C	⊕	Temple University	1.32	2.32	3.32	4.17	4.47	5.17	5.39	6.05	6.34	6.57	7.32	7.45	8.33	8.50	9.33	10.34	11.29
	1		Wayne Junction	1.38	2.38	3.38	4.23	—	5.23	—	6.11	—	7.03	7.38	—	8.39	—	—	—	11.34
1		Olney	1.42	2.42	3.42	4.27	4.57	5.28	5.50	6.16	6.43	—	7.42	—	8.43	—	9.43	10.43	11.38	
2	⊕	Lawndale	1.46	2.46	3.46	4.31	5.01	5.32	5.54	6.20	6.47	—	7.46	—	8.47	—	9.47	10.47	11.42	
2	⊕	Cheltenham	1.48	2.48	3.48	4.33	5.04	5.35	5.57	6.23	6.50	—	7.48	—	8.49	—	9.49	10.49	11.44	
2		Ryers	D1.50	D2.50	D3.50	D4.35	D5.06	D5.37	D5.59	D6.25	D6.52	—	D7.50	—	D8.51	—	D9.51	D10.51	D11.46	
2	⊕	Fox Chase	1.53	2.53	3.53	4.38	5.09	5.40	6.02	6.28	6.55	—	7.53	—	8.54	—	9.54	10.54	11.49	

⊕ = Shaded portion of timetables peak fares apply. Family fares are not accepted.

Fare Zone	Train Number	Train Number																					
		823	827	829	831	833	835	9837	839	9841	4749	4843	4153	9845	849	851	853	857	861	865	867		
	Stations	AM	AM	PM	PM	PM	PM	PM	PM	PM	PM	PM	PM	PM	PM	PM	PM	PM	PM	PM	PM		
Fox Chase to CHESTNUT HILL WEST	2	⊕	Fox Chase	10.12	11.23	12.26	1.26	2.09	3.05	—	4.07	—	4.54	—	5.25	—	6.13	—	7.08	8.20	9.20	10.20	11.20
	2		Ryers	10.14	11.25	12.28	1.28	2.11	3.07	—	4.09	—	4.56	—	5.27	—	6.15	—	7.10	8.22	9.22	10.22	11.22
	2	⊕	Cheltenham	10.16	11.27	12.30	1.30	2.13	3.09	—	4.11	—	4.58	—	5.29	—	6.17	—	7.12	8.24	9.24	10.24	11.24
	2	⊕	Lawndale	10.19	11.29	12.32	1.32	2.15	3.11	—	4.13	—	5.06	—	5.36	—	6.23	—	7.14	8.26	9.26	10.26	11.26
	1		Olney	10.23	11.33	12.36	1.36	2.19	3.15	—	4.17	—	5.10	—	5.40	—	6.27	—	7.18	8.30	9.30	10.30	11.30
	1		Wayne Junction	10.27	11.38	12.41	1.41	2.24	3.20	—	4.23	—	5.15	—	—	—	6.32	—	7.23	8.35	—	—	—
	C	⊕	Temple University	10.32	11.43	12.46	1.46	2.29	3.25	4.06	4.29	5.05	5.22	5.40	5.48	6.05	6.36	7.04	7.29	8.41	9.41	10.41	11.41
	C	⊕	Market East Station	10.39	11.50	12.53	1.53	2.36	3.32	4.13	4.36	5.12	5.31	5.46	5.55	6.10	6.43	7.10	7.35	8.47	9.47	10.47	11.47
	C	⊕	Suburban Station	10.44	11.55	12.58	1.58	2.41	3.37	4.18	4.41	5.17	5.36	5.51	6.00	6.15	6.48	7.15	7.40	8.52	9.52	10.52	11.52
	C	⊕	30th Street Station	10.48	11.59	1.02	2.02	2.45	3.41	4.22	4.45	5.21	5.40	5.55	6.04	6.19	6.52	7.19	7.44	8.56	9.56	10.56	11.56
	C		North Philadelphia	F11.00	F12.11	F1.14	F2.14	F2.57	F3.53	4.34	4.57	5.33	—	6.07	—	6.31	F7.04	—	F7.56	F9.08	F10.07	F11.07	12.07
	1	⊕	Queen Lane	11.03	12.14	1.17	2.17	3.00	3.56	4.37	5.00	5.36	—	6.10	—	6.34	7.07	7.34	7.59	9.11	10.10	11.10	12.10
	1		Cheltenham	11.05	12.16	1.19	2.19	3.02	3.58	4.39	5.02	5.38	—	6.12	—	6.36	7.09	7.36	8.01	9.13	10.12	11.12	12.12
	2		Tulpehocken	11.06	12.17	1.20	2.20	3.03	3.59	4.40	5.03	5.40	—	6.14	—	6.37	7.10	7.37	8.02	9.14	10.13	11.13	12.13
	2		Upsal	11.07	12.18	1.21	2.21	3.04	4.01	4.42	5.05	5.42	—	6.16	—	6.39	7.12	7.39	8.04	9.16	10.15	11.15	12.14
2		Carpenter	11.09	12.20	1.23	2.23	3.06	4.03	4.44	5.07	5.44	—	6.18	—	6.41	7.14	7.41	8.06	9.18	10.17	11.17	12.16	
2		Allen Lane	11.11	12.22	1.25	2.25	3.08	4.05	4.46	5.09	5.46	—	6.20	—	6.43	7.16	7.42	8.07	9.19	10.18	11.18	12.17	
2		St. Martins	11.13	12.24	1.27	2.27	3.10	4.07	4.48	5.11	5.48	—	6.22	—	6.45	7.18	7.44	8.09	9.21	10.20	11.20	12.19	
2		Highland	F11.14	F12.25	F1.28	F2.28	F3.11	4.09	4.50	5.13	5.50	—	6.24	—	6.47	F7.20	F7.45	F8.10	F9.22	F10.21	F11.21	12.20	
2	⊕	Chestnut Hill West	11.17	12.28	1.31	2.31	3.14	4.12	4.53	5.16	5.53	—	6.27	—	6.50	7.23	7.48	8.13	9.25	10.24	11.24	12.22	

D - Stops to discharge or to pick up passengers, but may depart ahead of schedule.

F - Stops to discharge passengers on notice to conductor and picks up passengers standing on platform in position visible to engineer.

## SATURDAYS

Fare Zone	Train Number	1810	1814	1818	1822	1826	1830	1834	1838	1842	1846	1850	1854	1858	1862	1866	1870	4634	
		AM	AM	AM	AM	AM	PM	PM	PM	PM	PM	PM	PM	PM	PM	PM	PM	PM	PM
Chestnut Hill West to FOX CHASE	2	⊕ Chestnut Hill West	7.23	8.23	9.23	10.23	11.23	12.23	1.23	2.23	3.23	4.23	5.23	6.23	7.23	8.23	9.23	10.11	10.54
	2	⊕ Highland	F7.24	F8.24	F9.24	F10.24	F11.24	F12.24	F1.24	F2.24	F3.24	F4.24	F5.24	F6.24	F7.24	F8.24	F9.24	10.12	10.55
	2	⊕ St. Martins	7.25	8.25	9.25	10.25	11.25	12.25	1.25	2.25	3.25	4.25	5.25	6.25	7.25	8.25	9.25	10.13	10.56
	2	⊕ Allen Lane	7.27	8.27	9.27	10.27	11.27	12.27	1.27	2.27	3.27	4.27	5.27	6.27	7.27	8.27	9.27	10.15	10.58
	2	⊕ Carpenter	7.28	8.28	9.28	10.28	11.28	12.28	1.28	2.28	3.28	4.28	5.28	6.28	7.28	8.28	9.28	10.16	10.59
	2	⊕ Upsal	7.29	8.29	9.29	10.29	11.29	12.29	1.29	2.29	3.29	4.29	5.29	6.29	7.29	8.29	9.29	10.17	11.00
	2	⊕ Tulpehocken	7.31	8.31	9.31	10.31	11.31	12.31	1.31	2.31	3.31	4.31	5.31	6.31	7.31	8.31	9.31	10.19	11.02
	1	⊕ Cheltenham Avenue	7.33	8.33	9.33	10.33	11.33	12.33	1.33	2.33	3.33	4.33	5.33	6.33	7.33	8.33	9.33	10.21	11.04
	1	⊕ Queen Lane	7.35	8.35	9.35	10.35	11.35	12.35	1.35	2.35	3.35	4.35	5.35	6.35	7.35	8.35	9.35	10.23	11.06
	C	⊕ North Philadelphia	7.38	8.38	9.38	10.38	11.38	12.38	1.38	2.38	3.38	4.38	5.38	6.38	7.38	8.38	9.38	10.25	11.09
	C	⊕ 30th Street Station	7.49	8.49	9.49	10.49	11.49	12.49	1.49	2.49	3.49	4.49	5.49	6.49	7.49	8.49	9.49	10.36	11.20
	C	⊕ Suburban Station	7.54	8.54	9.54	10.54	11.54	12.54	1.54	2.54	3.54	4.54	5.54	6.54	7.54	8.54	9.54	10.41	11.25
	C	⊕ Market East Station	7.59	8.59	9.59	10.59	11.59	12.59	1.59	2.59	3.59	4.59	5.59	6.59	7.59	8.59	9.59	10.46	11.30
	C	⊕ Temple University	8.03	9.03	10.03	11.03	12.03	1.03	2.03	3.03	4.03	5.03	6.03	7.03	8.03	9.03	10.03	10.50	11.34
	1	⊕ Olney	D8.13	D9.13	D10.13	D11.13	D12.13	D1.13	D2.13	D3.13	D4.13	D5.13	D6.13	D7.13	D8.13	D9.13	D10.13	D11.00	—
2	⊕ Lawndale	D8.17	D9.17	D10.17	D11.17	D12.17	D1.17	D2.17	D3.17	D4.17	D5.17	D6.17	D7.17	D8.17	D9.17	D10.17	D11.04	—	
2	⊕ Cheltenham	D8.19	D9.19	D10.19	D11.19	D12.19	D1.19	D2.19	D3.19	D4.19	D5.19	D6.19	D7.19	D8.19	D9.19	D10.19	D11.06	—	
2	⊕ Ryers	D8.21	D9.21	D10.21	D11.21	D12.21	D1.21	D2.21	D3.21	D4.21	D5.21	D6.21	D7.21	D8.21	D9.21	D10.21	D11.08	—	
2	⊕ Fox Chase	8.23	9.23	10.23	11.23	12.23	1.23	2.23	3.23	4.23	5.23	6.23	7.23	8.23	9.23	10.23	11.10	—	
		AM	AM	AM	AM	PM	PM	PM	PM	PM	PM	PM	PM	PM	PM	PM	PM	PM	PM

Fare Zone	Train Number	1805	1807	1811	1815	1819	1823	1827	1831	1835	1839	1843	1847	1851	1855	1859	1863	
		AM	AM	AM	AM	AM	AM	PM	PM	PM	PM	PM	PM	PM	PM	PM	PM	PM
Fox Chase to CHESTNUT HILL WEST	2	⊕ Fox Chase	6.49	7.49	8.49	9.49	10.49	11.49	12.49	1.49	2.49	3.49	4.49	5.49	6.49	7.49	8.49	9.39
	2	⊕ Ryers	6.51	7.51	8.51	9.51	10.51	11.51	12.51	1.51	2.51	3.51	4.51	5.51	6.51	7.51	8.51	9.41
	2	⊕ Cheltenham	6.53	7.53	8.53	9.53	10.53	11.53	12.53	1.53	2.53	3.53	4.53	5.53	6.53	7.53	8.53	9.43
	2	⊕ Lawndale	6.55	7.55	8.55	9.55	10.55	11.55	12.55	1.55	2.55	3.55	4.55	5.55	6.55	7.55	8.55	9.45
	1	⊕ Olney	6.58	7.58	8.58	9.58	10.58	11.58	12.58	1.58	2.58	3.58	4.58	5.58	6.58	7.58	8.58	9.48
	1	⊕ Temple University	7.08	8.08	9.08	10.08	11.08	12.08	1.08	2.08	3.08	4.08	5.08	6.08	7.08	8.08	9.08	9.58
	C	⊕ Market East Station	7.15	8.15	9.15	10.15	11.15	12.15	1.15	2.15	3.15	4.15	5.15	6.15	7.15	8.15	9.15	10.05
	C	⊕ Suburban Station	7.20	8.20	9.20	10.20	11.20	12.20	1.20	2.20	3.20	4.20	5.20	6.20	7.20	8.20	9.20	10.10
	C	⊕ 30th Street Station	7.24	8.24	9.24	10.24	11.24	12.24	1.24	2.24	3.24	4.24	5.24	6.24	7.24	8.24	9.24	10.14
	C	⊕ North Philadelphia	7.34	8.34	9.34	10.34	11.34	12.34	1.34	2.34	3.34	4.34	5.34	6.34	7.34	8.34	9.34	10.25
	1	⊕ Queen Lane	7.37	8.37	9.37	10.37	11.37	12.37	1.37	2.37	3.37	4.37	5.37	6.37	7.37	8.37	9.37	10.28
	1	⊕ Cheltenham Avenue	7.39	8.39	9.39	10.39	11.39	12.39	1.39	2.39	3.39	4.39	5.39	6.39	7.39	8.39	9.39	10.30
	2	⊕ Tulpehocken	7.40	8.40	9.40	10.40	11.40	12.40	1.40	2.40	3.40	4.40	5.40	6.40	7.40	8.40	9.40	10.31
	2	⊕ Upsal	7.41	8.41	9.41	10.41	11.41	12.41	1.41	2.41	3.41	4.41	5.41	6.41	7.41	8.41	9.41	10.32
	2	⊕ Carpenter	7.43	8.43	9.43	10.43	11.43	12.43	1.43	2.43	3.43	4.43	5.43	6.43	7.43	8.43	9.43	10.34
2	⊕ Allen Lane	7.44	8.44	9.44	10.44	11.44	12.44	1.44	2.44	3.44	4.44	5.44	6.44	7.44	8.44	9.44	10.35	
2	⊕ St. Martins	7.46	8.46	9.46	10.46	11.46	12.46	1.46	2.46	3.46	4.46	5.46	6.46	7.46	8.46	9.46	10.37	
2	⊕ Highland	F7.47	F8.47	F9.47	F10.47	F11.47	F12.47	F1.47	F2.47	F3.47	F4.47	F5.47	F6.47	F7.47	F8.47	9.47	10.38	
2	⊕ Chestnut Hill West	7.49	8.49	9.49	10.49	11.49	12.49	1.49	2.49	3.49	4.49	5.49	6.49	7.49	8.49	9.49	10.40	
		AM	AM	AM	AM	AM	PM	PM	PM	PM	PM	PM	PM	PM	PM	PM	PM	PM

D - Stops to discharge or to pick up passengers, but may depart ahead of schedule.

F - Stops to discharge passengers on notice to conductor and picks up passengers standing on platform in position visible to engineer.

**SUNDAYS (See HOLIDAYS note)**

Fare Zone	Train Number	Stations	2812	2818	2824	2830	2836	2842	2848	2854	2860	2866	4634
			AM	AM	AM	PM	PM	PM	PM	PM	PM	PM	PM
Chestnut Hill West to FOX CHASE	2	↻ Chestnut Hill West	7.45	9.23	10.45	12.23	1.45	3.23	4.45	6.23	7.45	9.23	10.54
	2	↻ Highland	F7.46	F9.24	F10.46	F12.24	F1.46	F3.24	F4.46	F6.24	F7.46	9.24	10.55
	2	↻ St. Martins	7.47	9.25	10.47	12.25	1.47	3.25	4.47	6.25	7.47	9.25	10.56
	2	↻ Allen Lane	7.49	9.27	10.49	12.27	1.49	3.27	4.49	6.27	7.49	9.27	10.58
	2	↻ Carpenter	7.50	9.28	10.50	12.28	1.50	3.28	4.50	6.28	7.50	9.28	10.59
	2	↻ Upsal	7.51	9.29	10.51	12.29	1.51	3.29	4.51	6.29	7.51	9.29	11.00
	2	↻ Tulpehocken	7.53	9.31	10.53	12.31	1.53	3.31	4.53	6.31	7.53	9.31	11.02
	1	↻ Cheltenham	7.55	9.33	10.55	12.33	1.55	3.33	4.55	6.33	7.55	9.33	11.04
	1	↻ Queen Lane	7.57	9.35	10.57	12.35	1.57	3.35	4.57	6.35	7.57	9.35	11.06
	C	↻ North Philadelphia	8.00	9.38	11.00	12.38	2.00	3.38	5.00	6.38	8.00	9.38	11.08
	C	↻ 30th Street Station	8.11	9.49	11.11	12.49	2.11	3.49	5.11	6.49	8.11	9.49	11.20
	C	↻ Suburban Station	8.16	9.54	11.16	12.54	2.16	3.54	5.16	6.54	8.16	9.54	11.25
	C	↻ Market East Station	8.21	9.59	11.21	12.59	2.21	3.59	5.21	6.59	8.21	9.59	11.30
C	↻ Temple University	8.25	10.03	11.25	1.03	2.25	4.03	5.25	7.03	8.25	10.03	11.34	
1	↻ Olney	D8.35	D10.13	D11.35	D1.13	D2.35	D4.13	D5.35	D7.13	D8.35	D10.13	—	
2	↻ Lawndale	D8.39	D10.17	D11.39	D1.17	D2.39	D4.17	D5.39	D7.17	D8.39	D10.17	—	
2	↻ Cheltenham	D8.41	D10.19	D11.41	D1.19	D2.41	D4.19	D5.41	D7.19	D8.41	D10.19	—	
2	↻ Ryers	D8.43	D10.21	D11.43	D1.21	D2.43	D4.21	D5.43	D7.21	D8.43	D10.21	—	
2	↻ Fox Chase	8.45	10.23	11.45	1.23	2.45	4.23	5.45	7.23	8.45	10.23	—	
			AM	AM	AM	PM	PM	PM	PM	PM	PM	PM	PM

Fare Zone	Train Number	Stations	9803	2807	2813	2819	2825	2831	2837	2843	2849	2855	2861
			AM	AM	AM	AM	PM	PM	PM	PM	PM	PM	PM
FOX CHASE to CHESTNUT HILL WEST	2	↻ Fox Chase	—	7.49	9.19	10.49	12.19	1.49	3.19	4.49	6.19	7.49	9.19
	2	↻ Ryers	—	7.51	9.21	10.51	12.21	1.51	3.21	4.51	6.21	7.51	9.21
	2	↻ Cheltenham	—	7.53	9.23	10.53	12.23	1.53	3.23	4.53	6.23	7.53	9.23
	2	↻ Lawndale	—	7.55	9.25	10.55	12.25	1.55	3.25	4.55	6.25	7.55	9.25
	1	↻ Olney	—	7.58	9.28	10.58	12.28	1.58	3.28	4.58	6.28	7.58	9.28
	C	↻ Temple University	6.38	8.08	9.38	11.08	12.38	2.08	3.38	5.08	6.38	8.08	9.38
	C	↻ Market East Station	6.45	8.15	9.45	11.15	12.45	2.15	3.45	5.15	6.45	8.15	9.45
	C	↻ Suburban Station	6.50	8.20	9.50	11.20	12.50	2.20	3.50	5.20	6.50	8.20	9.50
	C	↻ 30th Street Station	6.54	8.24	9.54	11.24	12.54	2.24	3.54	5.24	6.54	8.24	9.54
	C	↻ North Philadelphia	7.04	8.34	10.04	11.34	1.04	2.34	4.04	5.34	7.04	8.34	10.04
	1	↻ Queen Lane	7.07	8.37	10.07	11.37	1.07	2.37	4.07	5.37	7.07	8.37	10.07
	1	↻ Cheltenham	7.10	8.39	10.09	11.39	1.09	2.39	4.09	5.39	7.09	8.39	10.09
	2	↻ Tulpehocken	7.11	8.40	10.10	11.40	1.10	2.40	4.10	5.40	7.10	8.40	10.10
	2	↻ Upsal	7.12	8.41	10.11	11.41	1.11	2.41	4.11	5.41	7.11	8.41	10.11
	2	↻ Carpenter	7.14	8.43	10.13	11.43	1.13	2.43	4.13	5.43	7.13	8.43	10.13
	2	↻ Allen Lane	7.15	8.44	10.14	11.44	1.14	2.44	4.14	5.44	7.14	8.44	10.14
	2	↻ St. Martins	7.17	8.46	10.16	11.46	1.16	2.46	4.16	5.46	7.16	8.46	10.16
2	↻ Highland	F7.18	F8.47	F10.17	F11.47	F1.17	F2.47	F4.17	F5.47	F7.17	8.47	10.17	
2	↻ Chestnut Hill West	7.19	8.49	10.19	11.49	1.19	2.49	4.19	5.49	7.19	8.49	10.19	
			AM	AM	AM	AM	PM	PM	PM	PM	PM	PM	PM

**INDEPENDENCE WEEKEND**

On Friday, July 3 and Saturday, July 4 Saturday service will be in effect

**HOLIDAYS**

Sunday service will operate on New Year's Day, Memorial Day, Labor Day and Thanksgiving Day. Special schedule on Christmas Day.

To SAVE Money on Your Commute visit [www.thecommuterschoice.com](http://www.thecommuterschoice.com)

D - Stops to discharge or to pick up passengers, but may depart ahead of schedule.  
 F - Stops to discharge passengers on notice to conductor and picks up passengers standing on platform in position visible to engineer.